

Pupil Workbook

Level 5 Week 1

Name: _____



ay ay

ay _____

1. Read the common exception words.

Colour the parts of the words you find tricky.

could should

2. Write the common exception words.

Which is the tricky part of the word? Why is it tricky? Colour the tricky part in a different colour. Write the word two more times.

said so

3. Read and match.

Read these words and draw a line to match them to the correct picture. Add in sound buttons to help you.

say

spray

crayon

play



One of the words does not match a picture. Can you draw a picture to match the word?

How confident do you feel?



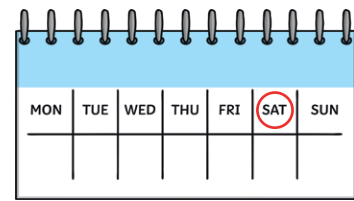
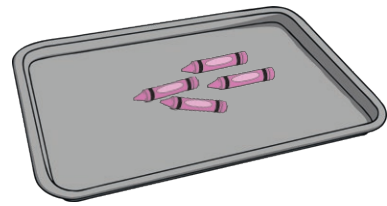
1. Read the sentences.

Tick the sentence that matches the picture.

It is Thursday and Sam plays with the clay in her classroom.

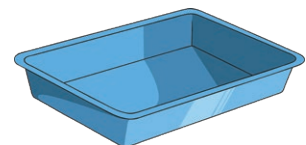
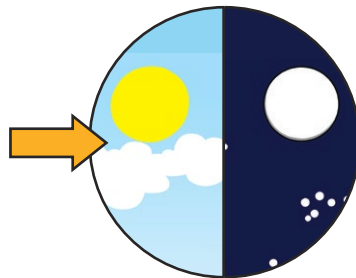
On Sunday, Sam plays with her crayons in her bedroom.

Sam puts the crayons on a tray on Saturday.



2. Spell the words.

Look at the picture, say the word and write each word down.



3. Spell the common exception words.

Read each common exception word. Cover them and write them three more times underneath.

said

so

How confident do you feel?



ai	ay
-----------	-----------

1. Read the story.

Highlight all of the words that contain the /ai/ phoneme.

Jay, Gail and May like to play at Green Bay park. They like to get there at midday and stay and play for the afternoon. Jay and Gail say that the main part of the park is fun but May likes to play with her crayons and stay under the trees. From the park, she can see the sailing boats in Green Bay.

One Thursday, they are at the park and it starts to rain. “Will we get wet?” says Gail.

“No. Come under the tree with me,” says May but Jay will not go under the tree. He picks up a plastic tray and puts it up like an umbrella. The rain fills up the tray. Jay cannot see. He trips and the rain spills on him. He is wet and looks like he has been in the bay.

“That was not a good plan!” says Jay.

2. Sort the words.

ai	ay

How confident do you feel?



1. Write the sentence your teacher says.

Think carefully about which graphemes to use to spell the words.

How confident do you feel?





































Focus: **ay** saying /ai/

ai	ay
-----------	-----------

1. Write your own silly sentence.

Use words containing the **ay** grapheme.

ay  pray	oy  boy	ie  tie	ea  leaf	a_e  cake	i_e  slide	o_e  bone	u_e  cube
u_e  flute	e_e  trapeze	ou  mouth	a  acorn	e  equal	i  lion	o  hotel	u  unicorn
ch  chef	ch  Christmas	ir  girl	ue  statue	ue  glue	y  sunny	aw  saw	au  autumn
ow  window	oe  toe	wh  wheel	c  city	g  gem	ph  dolphin	ea  bread	ie  shield
tch  witch	are  bare	ear  pear	ore  core	ew  screw	ew  stew		

2. Practise spelling the focus words.

Look and Say	Look, Say and Write	Cover and Write	Check
day			
may			
say			
play			
clay			
tray			
spray			
crayon			
said			
so			